

# Pender County Board of Elections

## Primary Election

May 4, 2010

Website last updated 5/14/2010

2:18:55 PM EST

Registered Voters: 34,009  
Ballots Cast: 5,759  
Voter Turnout: 16.93 %

Precincts Partially Reported: 0 of 20  
Precincts Completely Reported: 20 of 20







## OFFICIAL RESULTS

STATE-LEVEL CONTEST RESULTS: [CLICK HERE](#)

SAMPLE BALLOTS: [CLICK HERE](#)





### US SENATE - DEM (Vote For 1)

20 of 20 Precincts Reporting

		Percent	Votes
Marcus W. Williams (DEM)		12.53%	273
Ann Worthy (DEM)		4.45%	97
Elaine Marshall (DEM)		31.76%	692
Ken Lewis (DEM)		12.02%	262
Susan Harris (DEM)		7.89%	172
Cal Cunningham (DEM)		31.34%	683
			2,179




### US SENATE - REP (Vote For 1)

20 of 20 Precincts Reporting

		Percent	Votes
Larry Linney (REP)		6.48%	186
Brad Jones (REP)		11.53%	331
Eddie Burks (REP)		6.55%	188
Richard Burr (REP)		75.45%	2,167
			2,872



### US HOUSE OF REPRESENTATIVES DISTRICT 7 - REP (Vote For 1)

20 of 20 Precincts Reporting



		Percent	Votes
Ilario Gregory Pantano (REP)		54.25%	1,562
Randy Crow (REP)		11.71%	337
Will Breazeale (REP)		34.04%	980
			2,879

### NC STATE SENATE DISTRICT 8 - REP (Vote For 1)




20 of 20 Precincts Reporting

		Percent	Votes
Bill Rabon (REP)		45.31%	1,352
Bettie Fennell (REP)		54.69%	1,632
			2,984



### COUNTY COMMISSIONER DISTRICT 1 - REP (Vote For 1)

20 of 20 Precincts Reporting		
		<b>Percent</b> <b>Votes</b>
David Williams (REP)		76.55% 2,115
William R. Lenfestey (REP)		23.45% 648
		2,763




**COUNTY COMMISSIONER DISTRICT 2 - REP (Vote For 1)**

20 of 20 Precincts Reporting		
		<b>Percent</b> <b>Votes</b>
Chester Ward (REP)		37.88% 1,013
Timothy M. Thomas (REP)		37.02% 990
Waymoth N. Batts (REP)		25.09% 671
		2,674





**SHERIFF - REP (Vote For 1)**

20 of 20 Precincts Reporting		
		<b>Percent</b> <b>Votes</b>
Carson Smith (REP)		81.63% 2,529
Adam W. Dillon (REP)		18.37% 569
		3,098




**COURT OF APPEALS JUDGE - Calabria Seat (Vote For 1)**


20 of 20 Precincts Reporting		
		<b>Percent</b> <b>Votes</b>
Mark E. Klass		30.13% 1,324
Jane Gray		30.41% 1,336
Ann Marie Calabria		39.46% 1,734
		4,394

**COURT OF APPEALS JUDGE - Elmore Seat (Vote For 1)**

20 of 20 Precincts Reporting		
		<b>Percent</b> <b>Votes</b>
Steven Walker		46.45% 1,985
Rick Elmore		22.28% 952
Leto Copeley		9.57% 409
Alton D. (Al) Bain		21.69% 927
		4,273



**DISTRICT COURT JUDGE DISTRICT 5 - New Seat (Vote For 1)**

20 of 20 Precincts Reporting		
		<b>Percent</b> <b>Votes</b>
Tonya Lacewell Turner		37.85% 2,050
Robin Wicks Robinson		17.69% 958
Chad Hogston		31.52% 1,707

Julia Boseman		12.94%	701
			5,416

**SCHOOL BOARD DISTRICT 1 (Vote For 1)**

20 of 20 Precincts Reporting

		Percent	Votes
Tom Roper		98.38%	4,260
Write-in		1.62%	70
			4,330




**SCHOOL BOARD DISTRICT 2 (Vote For 1)**

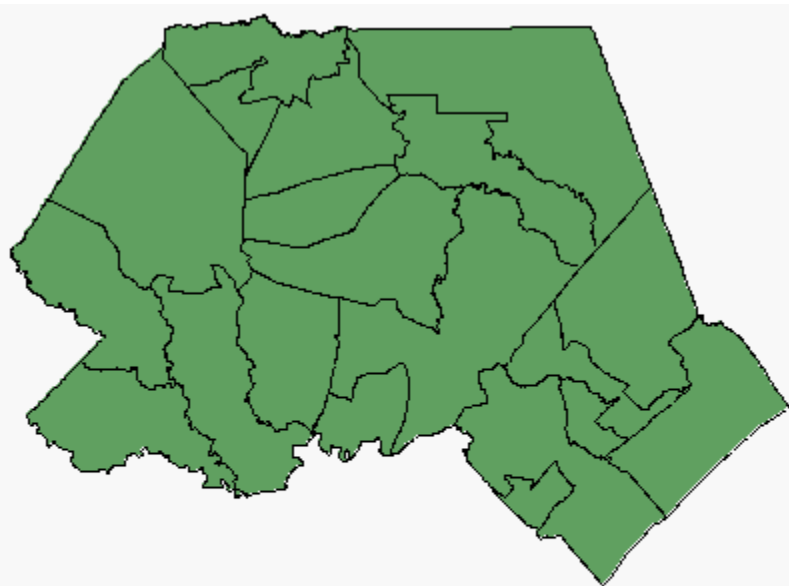
20 of 20 Precincts Reporting

		Percent	Votes
Kenneth I. Lanier, Jr.		99.30%	4,405
Write-in		0.70%	31
			4,436















**SCHOOL BOARD DISTRICT 4 (Vote For 1)**

20 of 20 Precincts Reporting

		Percent	Votes
Katherine Herring		75.36%	3,618
Demetrice A. Keith		24.37%	1,170
Write-in		0.27%	13
			4,801



 Not Participating
  Completely Reported
  Partially Reported
  Has Not Reported

Precinct	Status	Ballots Cast	Registered Voters	Voter Turnout
NB01_NORTH BURGAW		344	1,851	18.58 %
SB02_SOUTH BURGAW		564	2,968	19.00 %
CT03_CANETUCK		62	261	23.75 %
CS04_CASWELL		200	918	21.79 %
CL05_COLUMBIA		242	1,505	16.08 %
GR06_GRADY		200	1,497	13.36 %
MH07_MIDDLE HOLLY		57	385	14.81 %
UH08_UPPER HOLLY		138	752	18.35 %
LC09_LONG CREEK		249	1,430	17.41 %
PL10_PENDERLEA		91	450	20.22 %
CF11_CAPE FEAR		302	2,633	11.47 %
SH12_SCOTTS HILL		345	1,597	21.60 %
SC13_SURF CITY		433	2,678	16.17 %
UT14_UPPER TOPSAIL		473	3,172	14.91 %
SP15_SLOOP POINT		411	2,586	15.89 %
Precinct	Status	Ballots Cast	Registered Voters	Voter Turnout
LU16_LOWER UNION		180	1,128	15.96 %
UU17_UPPER UNION		111	1,165	9.53 %
LT18_LOWER TOPSAIL		487	2,696	18.06 %
MT19_MIDDLE TOPSAIL		445	2,397	18.56 %
RP20_ROCKY POINT		214	1,940	11.03 %
ONE STOP	Cumulative	0	0	0.00 %
ABSENTEE BY MAIL	Cumulative	59	0	0.00 %
CURBSIDE	Cumulative	16	0	0.00 %
PROVISIONAL	Cumulative	136	0	0.00 %

Powered by - [SOE Software](#)